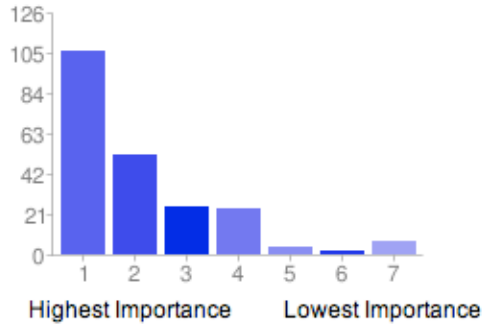


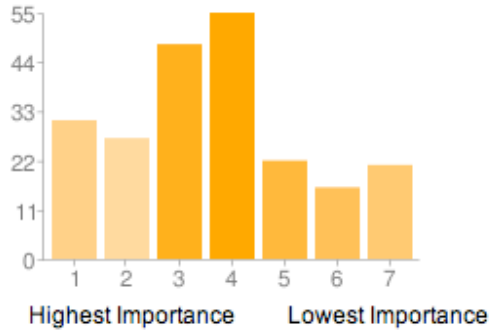
Summary of the 220 Survey Responses

A. SALARY/ PROFESSIONAL IMPROVEMENT



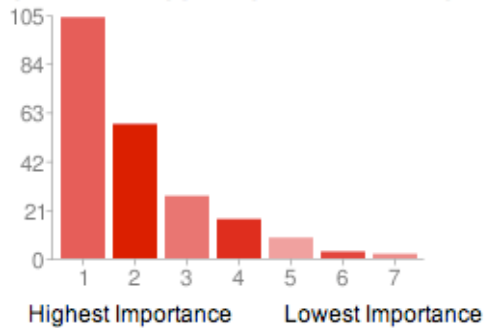
1 -Highest Importance	106	48%
2	52	24%
3	25	11%
4	24	11%
5	4	2%
6	2	1%
7 -Lowest Importance	7	3%

B. WORKING CONDITIONS



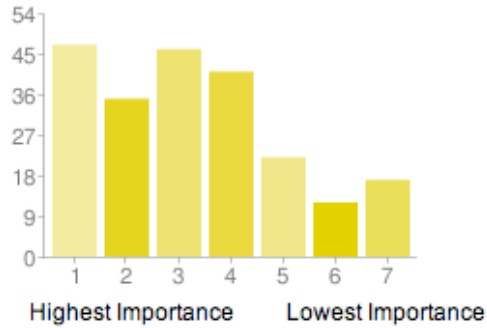
1 -Highest Importance	31	14%
2	27	12%
3	48	22%
4	55	25%
5	22	10%
6	16	7%
7 -Lowest Importance	21	10%

C. HEALTH INSURANCE AND BENEFITS



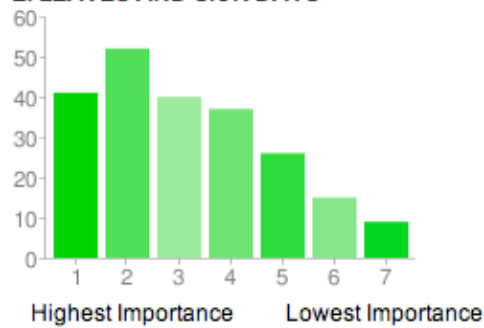
1 -Highest Importance	104	47%
2	58	26%
3	27	12%
4	17	8%
5	9	4%
6	3	1%
7 -Lowest Importance	2	1%

D. TIME



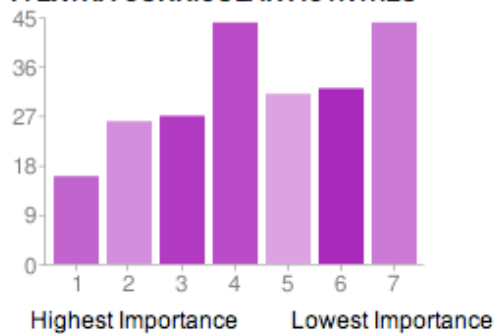
1 -Highest Importance	47	21%
2	35	16%
3	46	21%
4	41	19%
5	22	10%
6	12	5%
7 -Lowest Importance	17	8%

E. LEAVES AND SICK DAYS



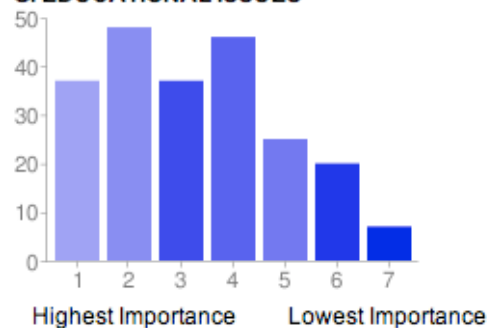
1 -Highest Importance	41	19%
2	52	24%
3	40	18%
4	37	17%
5	26	12%
6	15	7%
7 -Lowest Importance	9	4%

F. EXTRA CURRICULAR ACTIVITIES



1 -Highest Importance	16	7%
2	26	12%
3	27	12%
4	44	20%
5	31	14%
6	32	15%
7 -Lowest Importance	44	20%

G. EDUCATIONAL ISSUES



1 -Highest Importance	37	17%
2	48	22%
3	37	17%
4	46	21%
5	25	11%
6	20	9%
7 -Lowest Importance	7	3%